

GARBI FINVEST LIMITED

(formerly Golden Properties & Traders Ltd)

CIN: L65100MH1982PLC295894

Regd. Offc: 08, Rayfreda, 2nd Floor, Opp. H.P.Petrol Pump, Chakala, Andheri (East),
Mumbai City 400093

Email: garbifinvest@gmail.com, rupesh_markvision@yahoo.co.in; website: www.gptl.in(M)-9830012564

Dated: 15.01.2019

To
The Listing Department
The Calcutta Stock Exchange Ltd
7, Lyons Range,
Kolkata - 700 001

Dear Sir/ Madam,

Scrip Code:017148


Sub: Share holding Pattern as under Regulation 31 of SEBI (Listing Obligations and Disclosure Requirements) Regulations, 2015



Please find enclosed herewith the Shareholding pattern as required under Regulation 31 of the SEBI (Listing Obligations and Disclosure Requirements) Regulations, 2015 in prescribed format for quarter ended December 31, 2018.

Thanking You.

For Garbi Finvest Ltd


Rupesh Kumar Pandey
Managing Director
(DIN:00150561)



	The Calcutta Stock Exchange Limited Listing Department Received Contents not verified Sl. No. 171 Dated 15/1/19 
---	--

NICHE TECHNOLOGIES PRIVATE LIMITED
 (An ISO 9001:2015 Certified Company)
 (Registrar & Share Transfer Agent)
 3A, Auckland Place, 7th Floor, Room No. 7A & 7B, Kolkata-700017
 Phones: (033) 2280 6616/6617/6618 Fax: (033) 2280 6619
 E-Mail: nichetechpl@nichetechpl.com CIN : U74140WB1994PTC062636

TO WHOMSOEVER IT MAY CONCERN

COMPANY : GARBI FINVEST LIMITED


ISIN : INE721C01019

THIS IS TO CERTIFY THE FOLLOWING :

	AS ON 31/12/2018	AS ON 30/09/2018
TOTAL NSDL POSITION :	9925718	9925718
TOTAL CDSL POSITION :	444772	444772
TOTAL DEMATERIALISED SHARES :	10370490	10370490
TOTAL PHYSICAL SHARES :	1360190	1360190
TOTAL ISSUED CAPITAL :	11730680	11730680

PLACE : KOLKATA
 DATE : 01.01.2019

FOR NICHE TECHNOLOGIES PVT. L
 (REGISTRAR & TRANSFER AG)



(AUTHORISED REPRESENTATIVE)

Name of Listed Equity: CAPRI FINEST LIMITED

Scrip Code:

Shareholding Pattern Filed under: Reg. 31(1)(b) Quarter Ended: 31/12/2018

Particulars	Yes	No
1 Whether the Listed Equity has issued any Partly Paid up shares?		No
2 Whether the Listed Equity has issued any Convertible Securities or Warrants?		No
3 Whether the Listed Equity has any shares against which Depository Receipts are issued?		No
4 Whether the Listed Equity has any shares in Locked-in?		No
5 Whether any shares held by Promoters are Fledge or otherwise encumbered?		No



TABLE I - SUMMARY STATEMENT HOLDING OF SPECIFIED SECURITIES

Category of shareholders	Nos. of No. of Fully Paid-up Equity Shares held		No. of Partly Paid-up Equity Shares held		No. of Shares held in Depository Receipts		No. of Shares held in Receipts		No. of Shares held in Receipts		No. of Shares held in Receipts		No. of Shares held in Receipts		No. of Shares held in Receipts		No. of Shares held in Receipts		No. of Shares held in Receipts		No. of Shares held in Receipts		No. of Shares held in Receipts			
	Shareholders	Equity Shares	Equity Shares	Equity Shares	Equity Shares	Equity Shares	Equity Shares	Equity Shares	Equity Shares	Equity Shares	Equity Shares	Equity Shares	Equity Shares	Equity Shares	Equity Shares	Equity Shares	Equity Shares	Equity Shares	Equity Shares	Equity Shares	Equity Shares	Equity Shares	Equity Shares	Equity Shares	Equity Shares	
(A) Promoter & Promoter Group	20	733000																								
(B) Public	528	4599680																								
(C) Non Promoter - Not Public																										
(D) Shares underlying DRs																										
(E) Shares held by Employee Trusts																										
TOTAL	548	11730680	11730680	100.000	11730680	62.494	733000	4599680	733000	62.494	4599680	62.494	733000	4599680	62.494	4599680	62.494	733000	4599680	62.494	4599680	62.494	733000	4599680	62.494	4599680



TABLE II - STITCHER SHOLDING PATTERNS OF THE PROVIDER AND PROVIDER GROUP

Category of shareholders	IFIN	Nos. of Shares	No. of Fully Paid-up Shares	No. of Participating Shares	Total No. of Shares	Shareholding		Number of Voting Rights		Underlying % of securities		Number of Shares	
						Calculated as per SIB 1957 (as a % of (A)+(B))	Calculated as per SIB 1957 (as a % of (A)+(B)+(C))	Class X	Class Y	Class X	Class Y	Locks	Unlocked
	(A)	(B)	(C)	(D)	(E)	(F)	(G)	(H)	(I)	(J)	(K)	(L)	(M)
(1) Indian		4	19470		19470	1.66	1.66	19470		1.66		1.66	19470
(2) Individuals/Individuals													
(a) Individuals/Individuals													
SWADEEP INGA	40170675A		35200		35200	0.30	0.30	35200		0.30		0.30	35200
SWADEEP MURRAY ASSOCIATES	40170675B		20000		20000	0.17	0.17	20000		0.17		0.17	20000
SWADEEP ASSOCIATES	40170675C		40000		40000	0.34	0.34	40000		0.34		0.34	40000
SWADEEP ASSOCIATES	40170675D		98300		98300	0.84	0.84	98300		0.84		0.84	98300
(b) Central Government/State Govt													
(c) Financial Institutions/Banks													
(d) Any Other													
(e) Bodies Corporate		16	7136300		7136300	60.894	60.894	7136300		60.894		60.894	7136300
EXPORT SALES PRIVATE LIMITED	40170675E		272000		272000	2.319	2.319	272000		2.319		2.319	272000
EXPORT SUPPLIES PVT. LIMITED	40170675F		552000		552000	4.716	4.716	552000		4.716		4.716	552000
KONSTER TRIP PRIVATE LIMITED	40170675G		1440000		1440000	14.049	14.049	1440000		14.049		14.049	1440000
PARAGRAMME CONTINUOUS PRINTING	40170675H		272000		272000	2.319	2.319	272000		2.319		2.319	272000
PARAGRAMME CONTINUOUS PRINTING	40170675I		1052000		1052000	8.968	8.968	1052000		8.968		8.968	1052000
PARAGRAMME CONTINUOUS PRINTING	40170675J		272000		272000	2.319	2.319	272000		2.319		2.319	272000
PARAGRAMME CONTINUOUS PRINTING	40170675K		46300		46300	0.397	0.397	46300		0.397		0.397	46300
PARAGRAMME CONTINUOUS PRINTING	40170675L		272000		272000	2.319	2.319	272000		2.319		2.319	272000
PARAGRAMME CONTINUOUS PRINTING	40170675M		272000		272000	2.319	2.319	272000		2.319		2.319	272000
PARAGRAMME CONTINUOUS PRINTING	40170675N		272000		272000	2.319	2.319	272000		2.319		2.319	272000
PARAGRAMME CONTINUOUS PRINTING	40170675O		272000		272000	2.319	2.319	272000		2.319		2.319	272000
PARAGRAMME CONTINUOUS PRINTING	40170675P		272000		272000	2.319	2.319	272000		2.319		2.319	272000
PARAGRAMME CONTINUOUS PRINTING	40170675Q		272000		272000	2.319	2.319	272000		2.319		2.319	272000
PARAGRAMME CONTINUOUS PRINTING	40170675R		272000		272000	2.319	2.319	272000		2.319		2.319	272000
PARAGRAMME CONTINUOUS PRINTING	40170675S		272000		272000	2.319	2.319	272000		2.319		2.319	272000
PARAGRAMME CONTINUOUS PRINTING	40170675T		272000		272000	2.319	2.319	272000		2.319		2.319	272000
PARAGRAMME CONTINUOUS PRINTING	40170675U		272000		272000	2.319	2.319	272000		2.319		2.319	272000
PARAGRAMME CONTINUOUS PRINTING	40170675V		272000		272000	2.319	2.319	272000		2.319		2.319	272000
PARAGRAMME CONTINUOUS PRINTING	40170675W		272000		272000	2.319	2.319	272000		2.319		2.319	272000
PARAGRAMME CONTINUOUS PRINTING	40170675X		272000		272000	2.319	2.319	272000		2.319		2.319	272000
PARAGRAMME CONTINUOUS PRINTING	40170675Y		272000		272000	2.319	2.319	272000		2.319		2.319	272000
PARAGRAMME CONTINUOUS PRINTING	40170675Z		272000		272000	2.319	2.319	272000		2.319		2.319	272000
Trusts													
Clearing Members													
Sub-Total (A)+(L)		20	733000		733000	62.494	62.494	733000		62.494		62.494	733000
(2) Foreign													
(a) Individuals (Non-Resident Ind)													
(b) Individuals (Foreign Individuals)													
(c) Government													
(d) Trusts													
(e) Contributions													



TABLE III - STATEMENT SHOWING SHAREHOLDING PATTERNS OF THE PUBLIC SHAREHOLDER

Category of shareholders	PAN	Nos. of fully paid-up shares held	No. of Partly paid-up shares held	Total No. of shares held	Shareholding pattern as per SEB, 1952	No. of Voting Rights	Underlying securities convertible securities (including convertible securities)	No. of Locked in shares	Number of Shares Held in demat	Number of Shares Held in demat
(1) Institutions										
(a) Mutual Funds										
(b) Venture Capital Funds										
(c) Alternative Investment Funds										
(d) Foreign Venture Capital Investors										
(e) Foreign Portfolio Investors										
(f) Financial Institutions/Banks										
(g) Insurance Companies										
(h) Provident Funds/Pension Funds										
(i) Any Other										
Foreign Institutional Investors										
PS										
OCI - Corporate										
Sub-total (OCI)										
(2) Central Government/State Government/President of India										
Sub-total (GVC)										
(3) Non-Institutions										
(a) Individuals										
(i) Individual shareholders holding unlisted share capital up to Rs. 2 Lakh.	46	116183	0.990	116183	0.990	116183	0.990	116183	0.990	5888
(ii) Individual shareholders holding unlisted share capital in excess of Rs. 2 Lakh.	10	45890	3.888	45890	3.888	45890	3.888	45890	3.888	10090
(b) NEFTs registered with RBI										
(c) Employee Trusts										
(d) Diversified Depositors (holding DRs) (balancing figure)										
(e) Any Other										
Indies Corporate										
ARCTIC SUPPLIERS PRIVATE LIMITED	22	382767	32.628	382767	32.628	382767	32.628	382767	32.628	389757
BALAJI ENTERPRISES PRIVATE LIMITED		14000	1.228	14000	1.228	14000	1.228	14000	1.228	14000
BEIT		14000	1.228	14000	1.228	14000	1.228	14000	1.228	14000
GLORY TRADE & EXPORTS LTD.		275600	2.39	275600	2.39	275600	2.39	275600	2.39	20000
INDIAN COMMERICAL PRIVATE LIMITED		20000	1.790	20000	1.790	20000	1.790	20000	1.790	20000
KALPANA ENGINEERING LTD.		242800	2.070	242800	2.070	242800	2.070	242800	2.070	17807
LIFETIME RESORTS PRIVATE LIMITED		17807	1.523	17807	1.523	17807	1.523	17807	1.523	50000
LEADERS SUPPLIERS PRIVATE LIMITED		57000	4.857	57000	4.857	57000	4.857	57000	4.857	20000
MIT		20000	1.790	20000	1.790	20000	1.790	20000	1.790	17807
PUNJAB SALES LIMITED		20000	1.790	20000	1.790	20000	1.790	20000	1.790	50000
PUNJAB DEVELOPMENT LIMITED		20000	1.790	20000	1.790	20000	1.790	20000	1.790	20000
PUNJAB DEVELOPMENT LIMITED		46000	3.921	46000	3.921	46000	3.921	46000	3.921	20000



TABLE III - STATEMENT SHOWING SHAREHOLDERS OF THE PUBLIC SHAREHOLDER

Name of Shareholders	Nos. of Shares	Nos. of Fully Paid-up Shares	Paid-up Equity Shares Held	Underlying Depository Receipts	Total No. of Shares Held	Shareholding Calculated as per SCSS, 1957 (as a % of 1000000)	No. of Voting Rights	Total as a % of total voting rights	Securities (including share capital) held as a % of 100*(SCSS/100)	Underlying % of conversion of convertible securities (as a % of 100*(SCSS/100))	Number of Locked in shares (OCD)	Number of Locked in shares (OCD)	Number of Shares Held or otherwise Equity Shares recorded in the Statement
ED													
FRESH TRADES PVT LTD	28000	28000	28000		28000	2.80	28000	2.80	2.80				28000
RECON AGENCIES LIMITED	33000	33000	33000		33000	3.30	33000	3.30	3.30				33000
SUNWAY CENTRE PRIVATE LTD	14000	14000	14000		14000	1.40	14000	1.40	1.40				14000
TD													
SUNWOLD SUPPLIES LIMITED	21000	21000	21000		21000	2.10	21000	2.10	2.10				21000
TIGERHILL TRADING PROMISE L	21000	21000	21000		21000	2.10	21000	2.10	2.10				21000
INDIVIDUAL													
WT - Individual													
RI - Reservable													
NI - Non-Reservable													
TRUSTS													
Clearing Members													
IEFF Authority													
Sub-Total (B)(3)	528	439680	439680		439680	43.9680	439680	43.9680	43.9680				3471640
Total Public Shareholding (B)	528	439680	439680		439680	43.9680	439680	43.9680	43.9680				3471640
(B)(1)+(B)(2)+(B)(3)													



