

# **GARBI FINVEST LIMITED**

(formerly Golden Properties & Traders Ltd)

CIN: L65100MH1982PLC295894

Regd. Off: 08, Rayfreda, 2nd Floor, Opp. H.P.Petrol Pump, Chakala, Andheri (East),  
Mumbai City 400093

Email: [rupesh\\_markvision@yahoo.co.in](mailto:rupesh_markvision@yahoo.co.in); website: [www.gptl.in](http://www.gptl.in); Contact: 033 4014 2800

16<sup>th</sup> October, 2017

To  
The General Manager (Operation)  
The Calcutta Stock Exchange Ltd  
7, Lyons Range,  
Kolkata - 700 001

Dear Sir/ Madam,

**Sub: Share holding Pattern as under Regulation 31 of SEBI (Listing Obligations and Disclosure Requirements) Regulations, 2015**

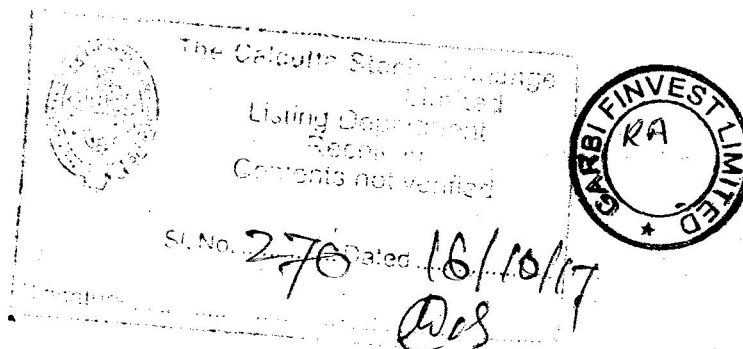
Please find enclosed herewith the Shareholding pattern as required under Regulation 31 of the SEBI (Listing Obligations and Disclosure Requirements) Regulations, 2015 in prescribed format for half year ended **September, 30, 2017**.

Thanking You.

Yours faithfully,  
For **Garbi Finvest Ltd**



**Richa Agarwalla**  
Company Secretary cum Compliance Officer



NICHE TECHNOLOGIES PRIVATE LIMITED  
 ( REGISTRAR & TRANSFER AGENT )  
 D-511 BAGREE MARKET, 5TH FLOOR, 71 B.R.B. BASU ROAD, KOLKATA - 700 001  
 PHONES : 2235-7271/7270/3070 2234-3576 FAX: 2215-6823  
 E-Mail : nichetechpl@nichetechpl.com  
 CIN : U74140WB1994PTC062636

TO WHOMSOEVER IT MAY CONCERN  
 -----

COMPANY : GARBI FINVEST LIMITED  
 ISIN : INE721C01019

THIS IS TO CERTIFY THE FOLLOWING :  
 AS ON 30/09/2017 AS ON 30/06/2017

TOTAL NSDL POSITION	9925718	10213768
TOTAL CDSL POSITION	444772	156722
TOTAL DEMATERIALISED SHARES	10370490	10370490
TOTAL PHYSICAL SHARES	1360190	1360190
TOTAL ISSUED CAPITAL	11730680	11730680

PLACE : KOLKATA  
 DATE : 01.10.2017

FOR NICHE TECHNOLOGIES PVT. LTD.  
 (REGISTRAR & TRANSFER AGENT)



( AUTHORISED SIGNATORY )

Name of Listed Equity: GARDI FINEST LIMITED

Scrp Date:

Shareholding Pattern Filed under: Reg. 31(1)(b) Quarter Ended: 30/09/2017

Particulars	Yes	No
1 Whether the Listed Equity has issued any Partly Paid up shares?		No
2 Whether the Listed Equity has issued any Convertible Securities or Warrants?		No
3 Whether the Listed Equity has any shares against which Depository Receipts are issued?		No
4 Whether the Listed Equity has any shares in Locked-in?		No
5 Whether any shares held by Promoters are Pledge or otherwise encumbered?		No



TABLE I - SUMMARY STATEMENT HOLDERS OF SPECIFIED SECURITIES

Date/Name of shareholders	Nos. of Shares held	Type of Shares	No. of Shares	Particulars	Shareholding as calculated as per SEBI (CIS) Regulations		No. of Voting Rights	No. of Locked Shares		Underlying securities convertible into shares	Underlying securities convertible into shares		Total Nos. of Shares	% of Total	Number of Locked Shares	Total % of Locked Shares	Number of Shares	Total % of Shares
					Particulars	No. of Locked Shares		Underlying securities convertible into shares	Number of Locked Shares		Total % of Locked Shares							
			733000		62.994		733000		62.994					6898500				9471640
(A) Promoter & Promoter Group	26	733000	733000		62.994		733000		62.994									
(B) Public	528	4399680	4399680		37.506		4399680		37.506									
(C) Non Promoter - Non Public																		
(C1) Shares underlying DRs																		
(C2) Shares held by Employee Trusts																		
<b>TOTAL</b>	<b>554</b>	<b>11730680</b>	<b>11730680</b>		<b>100.000</b>		<b>11730680</b>		<b>100.000</b>					<b>100.000</b>		<b>100.000</b>		<b>10370990</b>




TABLE II - STATEMENT SHOWING SHAREHOLDING PATTERN OF THE PROMOTER AND PROMOTER GROUP

Date/Name of shareholders	IPIN	Nos. of Shares held	No. of Fully Paid-up Equity Shares held	No. of Depository Receipts	No. of Shares held	Shareholding as a % of (A)+(C)+(D)+(E)+(F)	No. of Voting Rights	Total as a % of total voting Rights	No. of securities convertible into shares (including convertible securities)	Shareholding as a % of (A)+(C)+(D)+(E)+(F)+(G)	No. of Shares held	Shareholding as a % of (A)+(C)+(D)+(E)+(F)+(G)	No. of Shares held	Shareholding as a % of (A)+(C)+(D)+(E)+(F)+(G)+(H)						
															No. of Voting Rights		No. of Shares held		Shareholding as a % of (A)+(C)+(D)+(E)+(F)+(G)	
															Class X	Class Y	(A)+(C)+(D)+(E)+(F)	(A)+(C)+(D)+(E)+(F)+(G)	(A)+(C)+(D)+(E)+(F)+(G)	(A)+(C)+(D)+(E)+(F)+(G)+(H)
(1) Indian																				
(a) Individuals/Minority shareholders																				
SAMEEP MEHA	601P08759	5200	5200		5200	0.30	5200	0.30	5200	0.30	5200	0.30	5200	0.30	5200					
SAHAJ KUMAR AGARWAL	608P0112F	2000	2000		2000	0.17	2000	0.17	2000	0.17	2000	0.17	2000	0.17	2000					
SAHITA AGARWAL	605P0170C	4000	4000		4000	0.34	4000	0.34	4000	0.34	4000	0.34	4000	0.34	4000					
IRANI DEVU SUNE	609P0881H	9850	9850		9850	0.84	9850	0.84	9850	0.84	9850	0.84	9850	0.84	9850					
(b) Central Government/State Government(s)																				
(c) Financial Institutions/Banks																				
(d) Any Other																				
Bodies Corporate																				
EXPORT SALES PRIVATE LIMITED ANDIEZ94J		7136300	7136300		7136300	60.84	7136300	60.84	7136300	60.84	7136300	60.84	7136300	60.84	7136300					
EXTRITE SUPPLIES PVT. LIMITED AND08B780		55200	55200		55200	4.76	55200	4.76	55200	4.76	55200	4.76	55200	4.76	55200					
KONSTAR TRIP PRIVATE LIMITED AND049179		164800	164800		164800	14.09	164800	14.09	164800	14.09	164800	14.09	164800	14.09	164800					
PARAG PAPER COMMERCIAL PRIVATE AND02014H		27200	27200		27200	2.31	27200	2.31	27200	2.31	27200	2.31	27200	2.31	27200					
PARKS N GILX AUTOMATICS PVT AND02014K		105200	105200		105200	8.98	105200	8.98	105200	8.98	105200	8.98	105200	8.98	105200					
PATE LIMITED		27200	27200		27200	2.31	27200	2.31	27200	2.31	27200	2.31	27200	2.31	27200					
PATKES N GILX RETIERS PRIVATE L AND07085K		4650	4650		4650	0.37	4650	0.37	4650	0.37	4650	0.37	4650	0.37	4650					
PERDUE PAK CONSULTANTS PVT LT AND0708736C		27200	27200		27200	2.31	27200	2.31	27200	2.31	27200	2.31	27200	2.31	27200					
PERMULORA LONDON PRIVATE LIMI AND0602709F		27200	27200		27200	2.31	27200	2.31	27200	2.31	27200	2.31	27200	2.31	27200					
PERMULA MERCHANTS PRIVATE L AND0601570N		27200	27200		27200	2.31	27200	2.31	27200	2.31	27200	2.31	27200	2.31	27200					
PERMULUJ SALES PRIVATE LIMI AND0604959K		27200	27200		27200	2.31	27200	2.31	27200	2.31	27200	2.31	27200	2.31	27200					
PERMULUJ MERCHANTS PRIVATE AND0704261R		27200	27200		27200	2.31	27200	2.31	27200	2.31	27200	2.31	27200	2.31	27200					
PERPUSKIE TRIMERS PVT LTD AND070908H		57680	57680		57680	4.91	57680	4.91	57680	4.91	57680	4.91	57680	4.91	57680					
PERPUSKIE UPTONIDE PRIVATE L AND0709464F		27200	27200		27200	2.31	27200	2.31	27200	2.31	27200	2.31	27200	2.31	27200					
PERYANI PROBLETS LIMITED	AND030873R	133800	133800		133800	1.14	133800	1.14	133800	1.14	133800	1.14	133800	1.14	133800					
PERYANI SUPPLIES PRIVATE L AND030805H		27200	27200		27200	2.31	27200	2.31	27200	2.31	27200	2.31	27200	2.31	27200					
PERYANI DISTRIBUTORS PRIVATE AND027086I		68000	68000		68000	5.77	68000	5.77	68000	5.77	68000	5.77	68000	5.77	68000					
Trusts																				
Clearing Members																				
Sub-Total (A)+(1)		7331000	7331000		7331000	62.494	7331000	62.494	7331000	62.494	7331000	62.494	7331000	62.494	7331000					
(2) Foreign																				
(a) Individuals (Non-Resident Individuals)																				
(b) Government																				
(c) Institutions																				
(d) Foreign Portfolio Investor																				
(e) Any Other																				





TABLE II - STATEMENT SHOWING SHAREHOLDING PATTERNS OF THE PROMOTER AND PROMOTER GROUP

Date	Name of Shareholders	PAN	Nos. of No. of Fully Paid-up Equity Shares Held		Underlying % assuming Full Conversion of Lock-up Shares	No. of Voting Rights	Underlying % assuming Full Conversion of Lock-up Shares	No. of Voting Rights	Underlying % assuming Full Conversion of Lock-up Shares	No. of Voting Rights	Underlying % assuming Full Conversion of Lock-up Shares
			Unpaid-up Equity Shares	Unpaid-up Equity Shares							
						(IX)					

Sub-Total (A)(2) 733000 62.494 733000 62.494 733000 62.494

Total Shareholding of Promoter and Promoter Group (A)-(IX) 733000 62.494



TABLE III - STATEMENT SHOWING SHAREHOLDERSHIP OF THE PUBLIC SHAREHOLDER

Date/Name of Shareholders	IPIN	Nos. of Shares Held	Nos. of Fully Paid-up Equity Shares Held	Shareholding as calculated as per SCRR, 1957 (as a % of 1000000)	No. of Voting Rights	Total as a % of total voting Rights	Number of Locked in shares (XII)		Number of Shares Held in dematerialized form (XIII)	
							Underlying securities convertible into securities (including convertible securities) (excluding warrants)	Underlying securities convertible into securities (excluding warrants) (as a % of 1000000)	Number of Locked in shares (XII)	Number of Shares Held in dematerialized form (XIII)
(1) Institutions										
(a) Mutual Funds										
(b) Venture Capital Funds										
(c) Alternate Investment Funds										
(d) Foreign Venture Capital Investors										
(e) Foreign Portfolio Investors										
(f) Financial Institutions/Banks										
(g) Insurance Companies										
(h) Provident Funds/Pension Funds										
(i) Any Other										
Foreign Institutional Investors										
PS										
BEI - Corporate										
Sub-Total (XIV)										
(2) Central Government/State Governments/President of India										
Sub-Total (XV)										
(3) Non-Institutions										
(a) Individuals										
i) Individual shareholders holding nominal share capital up to Rs. 2 Lakh.		496	116183	11.6183	116183	11.6183	0.990	0.990	56843	100000
ii) Individual shareholders holding nominal share capital in excess of Rs. 2 Lakh.		10	56040	5.6040	56040	5.6040	3.888	3.888		
(b) MFIs registered with RBI										
(c) Employee Trusts										
(d) Diversified Depositors (holding 05% of balance figure)										
(e) Any Other										
Small Corporate										
ANANDRAJ SUPPLIES PRIVATE LIMITED		22	327457	32.7457	327457	32.7457	32.628	32.628	3308757	144000
ANANDRAJ SUPPLIES PRIVATE LIMITED			144000	14.4000	144000	14.4000	1.228	1.228		
ANANDRAJ SUPPLIES PRIVATE LIMITED			144000	14.4000	144000	14.4000	1.228	1.228		
ANANDRAJ SUPPLIES PRIVATE LIMITED			275600	27.5600	275600	27.5600	2.349	2.349		
ANANDRAJ SUPPLIES PRIVATE LIMITED			210000	21.0000	210000	21.0000	1.790	1.790		
ANANDRAJ SUPPLIES PRIVATE LIMITED			242800	24.2800	242800	24.2800	2.070	2.070		
ANANDRAJ SUPPLIES PRIVATE LIMITED			178707	17.8707	178707	17.8707	1.523	1.523		
ANANDRAJ SUPPLIES PRIVATE LIMITED			570000	57.0000	570000	57.0000	4.859	4.859		
ANANDRAJ SUPPLIES PRIVATE LIMITED			210000	21.0000	210000	21.0000	1.790	1.790		
ANANDRAJ SUPPLIES PRIVATE LIMITED			210000	21.0000	210000	21.0000	1.790	1.790		
ANANDRAJ SUPPLIES PRIVATE LIMITED			460000	46.0000	460000	46.0000	3.921	3.921		
Sub-Total (XVI)										

3308757  
144000  
144000  
210000  
178707  
570000  
210000  
210000  
460000

TABLE III - STATEMENT SHOWING SHAREHOLDERS WRITTEN OF THE PUBLIC SHAREHOLDERS

Name of Shareholders	PAN	Nos. of Shares Held in each class of securities	No. of Fully Paid-up Shares	Paid-up Equity Shares	Partly Paid-up Equity Shares	Underlying Depository Receipts	Total Nos. of Shares Held	Shareholding as calculated per Share (A)	No. of Voting Rights	Total as a % of total voting rights	Underlying securities convertible into equity securities (as a % of diluted share capital) (B)	% assuming full conversion (C)	Number of Locked in shares (XII)	Number of Equity Shares held or otherwise numbered (XIII) Held in dematerialized form
ED														
PRAGATI FINANCE PVT LTD	AAKCP3200L		28000				28000	2.455	28000	2.455			28000	28000
REEM ASSOCIATES LIMITED	AAKCP4549H		33000				33000	2.813	33000	2.813			33000	33000
SANGHVI CONFERENCE PRIVATE LIMITED	AAKCP31807H		14000				14000	1.228	14000	1.228			14000	14000
TD														
SANGHVI SUPPORTERS LIMITED	AAKCP31703B		20000				20000	1.790	20000	1.790			20000	20000
THEERUNIL TRADING PRIVATE LIMITED	AAKCP317250A		20000				20000	1.790	20000	1.790			20000	20000
UNITED														
PTI - Individual														
NI - Repatriable														
NR - Non-Repatriable														
DEB														
Trusts														
Clearing Members														
Sub-Total (B)(3)		528	457680				457680	37.506	457680	37.506			457680	347340
Total Public Shareholding (D)		528	457680				457680	37.506	457680	37.506			457680	347340
=(D)(1)+(D)(2)+(D)(3)														

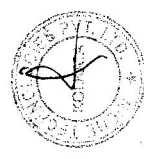




TABLE IV - STATEMENT SHOWING SHAREHOLDING PATTERNS OF THE NON PROMOTER - NON PUBLIC SHAREHOLDERS

Date/Name of shareholders	IPW	Nos. of No. of Fully Paid-up Equity Shares Held		No. of Partly Paid-up Equity Shares Held		Underlying Depository Receipts	Total Nos. of Shares Held	Shareholding as calculated as per SEBI 1957 as a % of (6A)+(C)	No. of Voting Rights		Total as a % of total voting Rights	Underlying securities convertible into securities (including share warrants) as a % of (C)+(D)+(E)+(F)	No. of Locked in Shares (XII)	Number of Shares pledged or otherwise encumbered (XIII)	Number of Equity Shares held in dematerialized form
		Shareholders	Equity Shares	Partly Paid-up Equity Shares	Equity Shares				Class X	Class Y					
(1)		(C1)	(C2)	(D1)	(D2)	(E)	(C1)+(C2)+(D1)+(D2)+(E)	(C1)+(C2)/(C1)+(C2)+(D1)+(D2)+(E)	(C1)	(C2)	(C1)+(C2)	(F)	(XII)	(XIII)	(XIV)

(1) Custodian IR holder  
 (2) Employee Benefit Trust (under SEBI (share based Employee Benefit) Regulations, 2014

Total Non-Promoter - Non-Public Shareholding (D)=(D1)+(D2)  
 % (Z)

