

alc

**GARBI FINVEST LIMITED**

(formerly Golden Properties & Traders Ltd)

CIN: L70109WB1982PLC034972

Regd. Off: AD-76, Salt Lake City, Sector – I, Bidhannagar, Kolkata 700064

Email: [rupesh\\_markvision@yahoo.co.in](mailto:rupesh_markvision@yahoo.co.in); website: [www.gptl.in](http://www.gptl.in); Contact: 033 4014 2800

---

18<sup>th</sup> October, 2016

To  
The General Manager (Operation)  
The Calcutta Stock Exchange Ltd  
7, Lyons Range,  
Kolkata – 700 001

Dear Sir/ Madam,

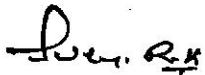
**Sub: Share holding Pattern as under Regulation 31 of SEBI (Listing Obligations and Disclosure Requirements) Regulations, 2015**

Please find enclosed herewith the Shareholding pattern as under Regulation 31 of the SEBI (Listing Obligations and Disclosure Requirements) Regulations, 2015 in prescribed format for the quarter ended 30.09.2016.


Thanking You.

Yours faithfully,

For Garbi Finvest Ltd



**Rupesh Kumar Pandey**  
**Director**  
**DIN: 00150561**



NICHE TECHNOLOGIES PRIVATE LIMITED  
( REGISTRAR & TRANSFER AGENT )  
D-511 BAGREE MARKET, 5TH FLOOR, 71 B. R. B. BASU ROAD, KOLKATA - 700 001  
PHONES : 2235-7271/7270/3070 2234-3576 FAX: 2213-6823  
E-Mail : nichetechpl@nichetechpl.com

-----  
TO WHOMSOEVER IT MAY CONCERN  
-----

COMPANY : GOLDEN PROPERTIES & TRADERS LTD.

ISIN : INE721C01019

THIS IS TO CERTIFY THE FOLLOWING :

	AS ON 30/09/2016	AS ON 30/06/2016
TOTAL NSDL POSITION :	10368768	10370377
TOTAL CDSL POSITION :	1722	113
TOTAL DEMATERIALISED SHARES :	10370490	10370490
TOTAL PHYSICAL SHARES :	1360190	1360190
TOTAL ISSUED CAPITAL :	11730680	11730680

FOR NICHE TECHNOLOGIES PVT. LTD.  
(REGISTRAR & TRANSFER AGENT)



PLACE : KOLKATA

DATE : 01. 10. 2016

( AUTHORISED SIGNATORY )

Memorandum of Association of THE FINEST LIMITED

Share Capital

Shareholding Pattern Filed under Reg. 32(1)(C) - Shareholder: 30/09/2016

Particulars	Yes	No
1. Whether the Listed Equity has issued any Partly Paid up shares?		No
2. Whether the Listed Equity has issued any Convertible Securities or Warrants?		No
3. Whether the Listed Equity has any shares against which Regulatory Receipts are issued?		No
4. Whether the Listed Equity has any shares in Lock-up?	Yes	
5. Whether any shares held by Promoters are pledged or otherwise encumbered?		No




TABLE 1 - SUMMARY STATEMENT HELDING OF SPECIFIED SECURITIES

Category of shareholders	Nos. of No. of Fully Paid-up Equity Shares held		No. of Participating Shares/Total No. of Shares		Shareholding (as a % of total shares)		Number of Voting Rights held in each class of securities		Underlying % according to (C1)		Number of Shares held or eligible to be held	
	Equity Shares	Participating Shares	Equity Shares	Participating Shares	Equity Shares	Participating Shares	(C1)	(C2)	(C3)	(C4)	(C5)	(C6)
	(C1)	(C2)	(C3)	(C4)	(C5)	(C6)	(C7)	(C8)	(C9)	(C10)	(C11)	(C12)
(A) Promoter & Promoter Group	21	709300	709300	63.98	709300	63.98	63.98	600000	51.14	63.98	600000	51.14
(B) Public	525	427688	427688	36.04	427688	36.04	36.04			36.04		
(C) Non Promoter - Non Public												
(D) Shares underlying DRs												
(E) Shares held by Employee Trusts												
<b>TOTAL</b>	<b>536</b>	<b>1173688</b>	<b>1173688</b>	<b>100.00</b>	<b>1173688</b>	<b>100.00</b>	<b>100.00</b>	<b>1173688</b>	<b>51.14</b>	<b>100.00</b>	<b>600000</b>	<b>51.14</b>



TABLE I - SUMMARY STATEMENT HOLDING OF SPECIFIED SECURITIES

Category of Shareholders	Nos. of No. of Public Shares		No. of Partly Public Shares		No. of Shares Held		No. of Shares Held		No. of Shares Held		No. of Shares Held		No. of Shares Held		No. of Shares Held		No. of Shares Held		No. of Shares Held		No. of Shares Held		
	Shareholders	Partly Public	Partly Public	Partly Public	Partly Public	Partly Public	Partly Public	Partly Public	Partly Public	Partly Public	Partly Public	Partly Public	Partly Public	Partly Public	Partly Public	Partly Public	Partly Public	Partly Public	Partly Public	Partly Public	Partly Public	Partly Public	
	(A)	(B)	(C)	(D)	(E)	(F)	(G)	(H)	(I)	(J)	(K)	(L)	(M)	(N)	(O)	(P)	(Q)	(R)	(S)	(T)	(U)	(V)	(W)
(A) Public	21	700000	700000	63,900	700000	700000	63,900	700000	63,900	700000	63,900	700000	63,900	700000	63,900	700000	63,900	700000	63,900	700000	63,900	700000	63,900
(B) Non Public	529	427688	427688	36,048	427688	427688	36,048	427688	36,048	427688	36,048	427688	36,048	427688	36,048	427688	36,048	427688	36,048	427688	36,048	427688	36,048
(C) Shares underlying DRs																							
(D) Shares held by Employee Trusts																							
TOTAL	550	1173688	1173688	100,000	1173688	1173688	100,000	1173688	100,000	1173688	100,000	1173688	100,000	1173688	100,000	1173688	100,000	1173688	100,000	1173688	100,000	1173688	100,000










TABLE XII - CONSENT ORDERING SHAREHOLDERS/INSTITUTIONS OF THE PUBLIC. SHAREHOLDERS

Category of shareholders	SPIN	Nos. of shs. of fully paid up Equity Shares held		Shareholding (Calculated as per SCRR, 1957) as a % of (ONMFCZ)	Number of Voting Rights held in each class of securities		Total Voting Rights	Nos. of shs. of convertible securities	Nos. of shs. of convertible securities	Nos. of shs. of convertible securities
		Equity Shares	Preference Shares		Class X	Class Y				
(A) Individuals										
(B) Non-Institutions										
(C) Central Government/State Government/President of India										
(D) Foreign Government/State Government/President of India										
(E) Institutions										
(F) Mutual Funds										
(G) Venture Capital Funds										
(H) Alternate Investment Funds										
(I) Foreign Venture Capital Investors										
(J) Foreign Portfolio Investors										
(K) Financial Institutions/Funds										
(L) Insurance Companies										
(M) Provident Funds/Pension Funds										
(N) Any Other Foreign Institutional Investor										
(O) Any Other										
(P) Sub-total (B)(C)										
(Q) Sub-total (D)(E)										
(R) Sub-total (F)(G)(H)(I)(J)(K)(L)(M)(N)(O)(P)(Q)										

Category	No. of shs. of fully paid up Equity Shares held	Shareholding (Calculated as per SCRR, 1957) as a % of (ONMFCZ)	Total Voting Rights	Nos. of shs. of convertible securities	Nos. of shs. of convertible securities	Nos. of shs. of convertible securities
(A) Individuals	477	0.767	87989	0.767	87989	0.767
(B) Non-Institutions	9	0.015	42740	3.642	42740	3.642
(C) Central Government/State Government/President of India	23	0.038	370461	31.630	370461	31.630
(D) Foreign Government/State Government/President of India			144000	1.228	144000	1.228
(E) Institutions			144000	1.228	144000	1.228
(F) Mutual Funds			144000	1.228	144000	1.228
(G) Venture Capital Funds			275000	2.349	275000	2.349
(H) Alternate Investment Funds			200000	1.790	200000	1.790
(I) Foreign Venture Capital Investors			240000	2.070	240000	2.070
(J) Foreign Portfolio Investors			283700	1.737	283700	1.737
(K) Financial Institutions/Funds			600000	5.115	600000	5.115
(L) Insurance Companies			200000	1.790	200000	1.790
(M) Provident Funds/Pension Funds			200000	1.790	200000	1.790
(N) Any Other			200000	1.790	200000	1.790
(O) Any Other			200000	1.790	200000	1.790
(P) Sub-total (B)(C)			200000	1.790	200000	1.790
(Q) Sub-total (D)(E)			200000	1.790	200000	1.790
(R) Sub-total (F)(G)(H)(I)(J)(K)(L)(M)(N)(O)(P)(Q)			200000	1.790	200000	1.790

Category	No. of shs. of fully paid up Equity Shares held	Shareholding (Calculated as per SCRR, 1957) as a % of (ONMFCZ)	Total Voting Rights	Nos. of shs. of convertible securities	Nos. of shs. of convertible securities	Nos. of shs. of convertible securities
(A) Individuals	477	0.767	87989	0.767	87989	0.767
(B) Non-Institutions	9	0.015	42740	3.642	42740	3.642
(C) Central Government/State Government/President of India	23	0.038	370461	31.630	370461	31.630
(D) Foreign Government/State Government/President of India			144000	1.228	144000	1.228
(E) Institutions			144000	1.228	144000	1.228
(F) Mutual Funds			144000	1.228	144000	1.228
(G) Venture Capital Funds			275000	2.349	275000	2.349
(H) Alternate Investment Funds			200000	1.790	200000	1.790
(I) Foreign Venture Capital Investors			240000	2.070	240000	2.070
(J) Foreign Portfolio Investors			283700	1.737	283700	1.737
(K) Financial Institutions/Funds			600000	5.115	600000	5.115
(L) Insurance Companies			200000	1.790	200000	1.790
(M) Provident Funds/Pension Funds			200000	1.790	200000	1.790
(N) Any Other			200000	1.790	200000	1.790
(O) Any Other			200000	1.790	200000	1.790
(P) Sub-total (B)(C)			200000	1.790	200000	1.790
(Q) Sub-total (D)(E)			200000	1.790	200000	1.790
(R) Sub-total (F)(G)(H)(I)(J)(K)(L)(M)(N)(O)(P)(Q)			200000	1.790	200000	1.790

Category	No. of shs. of fully paid up Equity Shares held	Shareholding (Calculated as per SCRR, 1957) as a % of (ONMFCZ)	Total Voting Rights	Nos. of shs. of convertible securities	Nos. of shs. of convertible securities	Nos. of shs. of convertible securities
(A) Individuals	477	0.767	87989	0.767	87989	0.767
(B) Non-Institutions	9	0.015	42740	3.642	42740	3.642
(C) Central Government/State Government/President of India	23	0.038	370461	31.630	370461	31.630
(D) Foreign Government/State Government/President of India			144000	1.228	144000	1.228
(E) Institutions			144000	1.228	144000	1.228
(F) Mutual Funds			144000	1.228	144000	1.228
(G) Venture Capital Funds			275000	2.349	275000	2.349
(H) Alternate Investment Funds			200000	1.790	200000	1.790
(I) Foreign Venture Capital Investors			240000	2.070	240000	2.070
(J) Foreign Portfolio Investors			283700	1.737	283700	1.737
(K) Financial Institutions/Funds			600000	5.115	600000	5.115
(L) Insurance Companies			200000	1.790	200000	1.790
(M) Provident Funds/Pension Funds			200000	1.790	200000	1.790
(N) Any Other			200000	1.790	200000	1.790
(O) Any Other			200000	1.790	200000	1.790
(P) Sub-total (B)(C)			200000	1.790	200000	1.790
(Q) Sub-total (D)(E)			200000	1.790	200000	1.790
(R) Sub-total (F)(G)(H)(I)(J)(K)(L)(M)(N)(O)(P)(Q)			200000	1.790	200000	1.790

3049 7720 30373 14989 14989 14989 20000 28370 60000 20000





