



o/c

GOLDEN PROPERTIES & TRADERS LIMITED

AD-76, Salt Lake City, Sector - 1, Kolkata - 700 064, Ph. : 40142800

Mobile : 9830012564 | E-mail : rupesh_markvision@yahoo.co.in | Website : www.gptl.in

Date: 11.04.2014

To

The General Manager (Operation)

The Calcutta Stock Exchange Ltd

7, Lyons Range,

Kolkata - 700 001

Dear Sir,

Sub: Shareholding pattern for the quarter ended 31.03.2014

In terms of Clause 35 of the Listing Agreement please find enclosed herewith shareholding pattern of the company for the quarter ended 31st March 2014 for your kind perusal and records.

Kindly acknowledge receipt of the same.


Thanking you,

Yours faithfully,

For **Golden Properties & Traders Limited**



Director



Name of the Company: ADVERTIES & TRADERS LTD.
Scrip Code: of the Scrip:
Quarter Ended: 31/3

Partly paid-up shares:-

No. of partly paid-up shares

As a % of total no. of partly paid-up shares

As a % of total no. of shares of the company

Class of security:

Held by promoter/promoter group

Total - g

Outstanding convertible securities:-

No. of outstanding securities

As a % of total no. of outstanding convertible securities

As a % of total no. of shares of the company, assuming full conversion of the convertible securities

Held by promoter/promoter group

Total - E

Warrants:-

No. of warrants

As a % of total no. of warrants

As a % of total no. of shares of the company, assuming full conversion of warrants

Held by promoter/promoter group

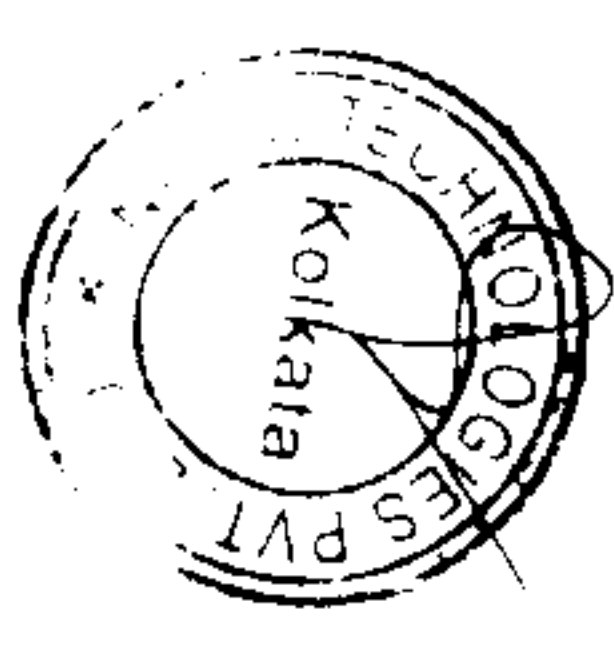
Total - F

Total paid-up capital of the company, assuming full conversion of warrants and convertible securities

11730680



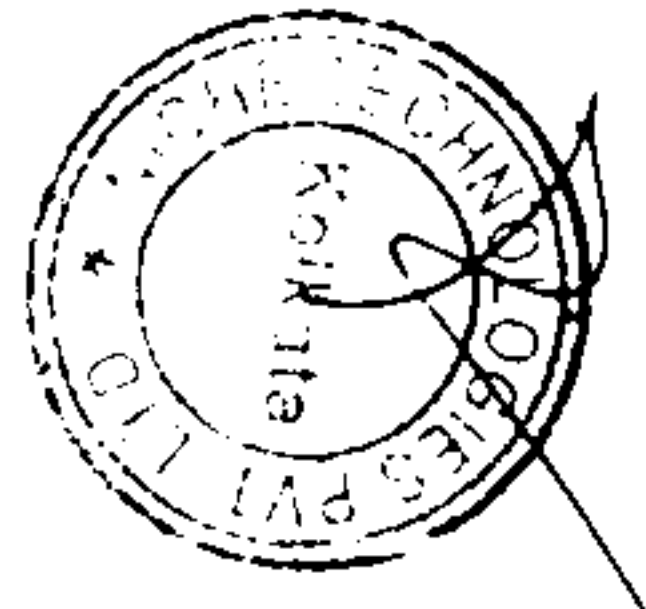
Category Code	Category	Number of Shareholders	Total number of shares held in shares Denat Form	Number of shares held in (A+B)	As a % of (A+B)	Number of pledged shares	As a percentage (IIV)=(VII)/(I+V+100)
(1)	(11)	(111)	(1IV)	(V)	(VI)	(VII)	(IIV)=(VII)/(I+V+100)
(A)	Total Shareholding of Promoter & Promoter Group						
(1)	Indian	9	194950	144700	1.662	1.662	
(a)	Individual/HUF	Nil	Nil	Nil	Nil	Nil	
(b)	Central Govt./ State Govt.	17	7354500	349450	62.695	62.695	
(c)	Bodies Corporate	Nil	Nil	Nil	Nil	Nil	
(d)	Fin.Institutions / Bank	Nil	Nil	Nil	Nil	Nil	
(e)	Any Other	Nil	Nil	Nil	Nil	Nil	
	Sub-Total of (A)(1)	26	7549450	494150	66.356	66.356	
(2)	Foreign						
(a)	Individuals (NRIs/Foreign)	Nil	Nil	Nil	Nil	Nil	
(b)	Bodies Corporate	Nil	Nil	Nil	Nil	Nil	
(c)	Institutions	Nil	Nil	Nil	Nil	Nil	
(d)	Qualified Foreign Investors	Nil	Nil	Nil	Nil	Nil	
(e)	Any Other	Nil	Nil	Nil	Nil	Nil	
	Sub-Total of (A)(2)	Nil	Nil	Nil	Nil	Nil	
	Shareholding of Promoter & Promoter Group (A) = A1+A2	26	7549450	494150	66.356	66.356	
(B)	Public Shareholding						
(1)	Institutions						
(a)	Mutual Funds / UTI	Nil	Nil	Nil	Nil	Nil	
(b)	Fin.Institutions / Banks	Nil	Nil	Nil	Nil	Nil	
(c)	Central Govt./ State Govt.	Nil	Nil	Nil	Nil	Nil	
(d)	Venture Capital	Nil	Nil	Nil	Nil	Nil	
(e)	Insurance Company	Nil	Nil	Nil	Nil	Nil	
(f)	Foreign Inst.Investors	Nil	Nil	Nil	Nil	Nil	
(g)	Foreign VC Investors	Nil	Nil	Nil	Nil	Nil	
(h)	Qualified Foreign Investors	Nil	Nil	Nil	Nil	Nil	
(i)	Any Other	Nil	Nil	Nil	Nil	Nil	
	Sub-Total (B)(1)	Nil	Nil	Nil	Nil	Nil	
(2)	Non-Institutions						
(a)	Bodies Corporate	23	3716700	Nil	31.684	31.684	
(b)	Individuals						
	1.Individual Shareholders Holding Nominal Share Upto Rs.1 Lakh	10	19890	6200	0.170	0.170	
	11.Individual Shareholders Holding Nominal Share greater than Rs.1 Lakh	10	444640	9440	3.790	3.790	
(c)	Qualified Foreign Investors	Nil	Nil	Nil	Nil	Nil	
(d)	Any Other	43	4181230	100840	35.644	35.644	
	Sub-Total (B)(2)	43	4181230	100840	35.644	35.644	
	Total Public Shareholding (B) = (B)(1) + (B)(2)	43	4181230	100840	35.644	35.644	
	TOTAL (A)+(B)	69	11730680	594990	100.000	100.000	
(C)	Shares held by Custodians And against which Drs have been issued	Nil	Nil	Nil	Nil	Nil	
(1)	Promoter and Promoter Group	Nil	Nil	Nil	Nil	Nil	
(2)	Public	Nil	Nil	Nil	Nil	Nil	
	GRAND TOTAL (A)+(B)+(C)	69	11730680	594990	100.000	100.000	



GOLDEN PROPERTIES & TRADERS LTD.

(1)(b) Statement showing holding of securities (including shares, warrants, convertible securities) of persons belonging to the category [Promoter & Promoter Group] As on 31/12/2011

Sl. No.	Name of the shareholder	Details of Shares Held			Details of Warrants			Details of Convertible Securities			Total shares (including underlying shares assuming full conversion of warrants and convertible securities) as a % of diluted share capital
		Number of Shares held	As a % of Grand Total (A)+(B)+(C)	As a percentage of sub-class (1)(a)	Number of Warrants held	As a % of total warrants of the same class	Number of Convertible Securities held	As a % of total convertible securities of the same class	Number of Convertible Securities held		
(i)	(ii)	(iii)	(iv)	(v) = (iv)/(iii)*100	(vi)	(vii)	(viii)	(ix)	(x)	(xi)	(xii)
1.	EXDART SALES PVT LTD	272000	2.319	0.000	0	0.000	0	0.000	0	0.000	2.319
2.	EXTREME SUPPLIER PVT. LIMITED	571600	4.873	0.000	0	0.000	0	0.000	0	0.000	4.873
3.	KIRSTEN TIEUP PVT LTD	1648000	14.049	0.000	0	0.000	0	0.000	0	0.000	14.049
4.	MANGALRASHI COMMODTRADE PVT LTD	272000	2.319	0.000	0	0.000	0	0.000	0	0.000	2.319
5.	MARK HOMES-CONSTRUCTIONS PVT LTD	272000	2.319	0.000	0	0.000	0	0.000	0	0.000	2.319
6.	MARKS N GLIX AUTOMOTIVES PVT LTD	952000	8.115	0.000	0	0.000	0	0.000	0	0.000	8.115
7.	MARKS N GLIX MOTORS PVT LTD	272000	2.319	0.000	0	0.000	0	0.000	0	0.000	2.319
8.	NIMNIE PAN CONSULTANTS PVT LTD	44500	0.379	0.000	0	0.000	0	0.000	0	0.000	0.379
9.	NAVURGA VINCON PVT LTD	272000	2.319	0.000	0	0.000	0	0.000	0	0.000	2.319
10.	NIRMALA MERCHANDISE PVT LTD	272000	2.319	0.000	0	0.000	0	0.000	0	0.000	2.319
11.	NIRMALKUMJ SALES PVT LTD	272000	2.319	0.000	0	0.000	0	0.000	0	0.000	2.319
12.	PANCMANATAN MERCANTILE PVT LTD	272000	2.319	0.000	0	0.000	0	0.000	0	0.000	2.319
13.	PURPOSIVE TRADERS PVT. LTD.	604600	5.154	0.000	0	0.000	0	0.000	0	0.000	5.154
14.	RUDRANUKHI VINTRADE PVT LTD	272000	2.319	0.000	0	0.000	0	0.000	0	0.000	2.319
15.	BATYAN PROJECTS LIMITED	133800	1.141	0.000	0	0.000	0	0.000	0	0.000	1.141
16.	SHIVHARA SUPPLIERS PVT LTD	272000	2.319	0.000	0	0.000	0	0.000	0	0.000	2.319
17.	TRENDON DISTRIBUTORS PVT LTD	688000	5.797	0.000	0	0.000	0	0.000	0	0.000	5.797
18.	KANHAIVA LAL LUMIA	50	0.000	0.000	0	0.000	0	0.000	0	0.000	0.000
19.	MANICK CHAND LUMIA	100	0.001	0.000	0	0.000	0	0.000	0	0.000	0.001
20.	SANPAT MALL LUMIA	50	0.000	0.000	0	0.000	0	0.000	0	0.000	0.000
21.	SANDEEP DAGA	35200	0.300	0.000	0	0.000	0	0.000	0	0.000	0.300
22.	SANJEEB KUMAR AGARWAL	21000	0.179	0.000	0	0.000	0	0.000	0	0.000	0.179
23.	SAVITA AGARWAL	40000	0.341	0.000	0	0.000	0	0.000	0	0.000	0.341
24.	SUNDER LAL LUMIA	50	0.000	0.000	0	0.000	0	0.000	0	0.000	0.000
25.	TARA DEVI BONI	50000	0.426	0.000	0	0.000	0	0.000	0	0.000	0.426
26.	TARA SONI	48500	0.413	0.000	0	0.000	0	0.000	0	0.000	0.413
TOTAL		7549450	64.356	0.000	0	0.000	0	0.000	0	0.000	64.356

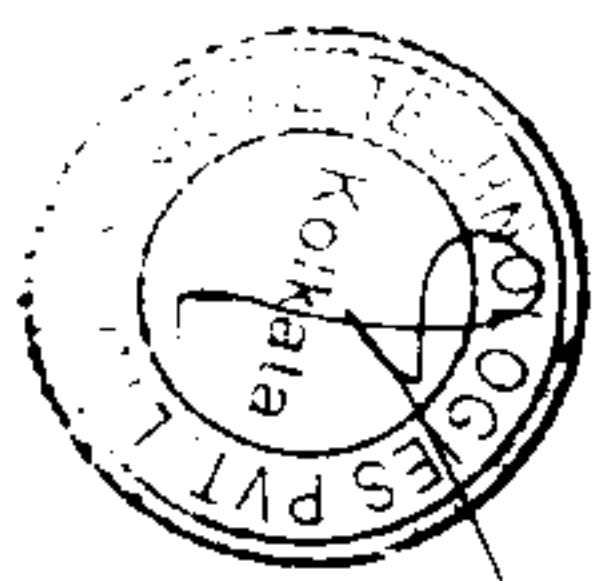


GOLDEN PROPERTIES & TRADERS LTD.


(1)(c) (i) Statement showing holding of securities (including shares, warrants, convertible securities) of persons belonging to the category [PUBLIC] and holding more than 1,000(2) of the total number of shares as on 31/03/2014

Dr.1. Name(s) of the shareholder

Dr.1. Name(s) of the shareholder	Number of Shares held	Shares as a percentage of total number of shares (i.e., Grand Total (A)+(B)+(C) indicated in para (1)(a) above)	Details of Warrants held	Details of convertible securities held	Total shares (including shares assuming full conversion of warrants and convertible securities) as a % of diluted share capital
1. BHAGNAT HANCOM PVT LTD	144000	1.228	0	0	1.228
2. COOLHUT MERCHANTS PVT LTD	144000	1.228	0	0	1.228
3. DARSHAN ENCLAVE PVT LTD	144000	1.228	0	0	1.228
4. CEDRY TRADE & EXPORTS LTD.	275600	2.349	0	0	2.349
5. INTIME COMMODEAL PVT LTD	210000	1.790	0	0	1.790
6. KALPATARU ENGINEERING LTD.	242800	2.070	0	0	2.070
7. LIFETIME MERCHANTILE PVT LTD	210000	1.790	0	0	1.790
8. LONGVIEW SUPPLIERS PVT LTD	600000	5.115	0	0	5.115
9. MANGALSHREE SALES LTD	210000	1.790	0	0	1.790
10. MANGALSUDHA INFRASTRUCTURE PVT LTD	144000	1.228	0	0	1.228
11. PINKROSE DEALCOMM LTD	210000	1.790	0	0	1.790
12. RECON AGENCIES LTD	330000	2.813	0	0	2.813
13. SUBHAN SALES PVT LTD	144000	1.228	0	0	1.228
14. SUBHKARI MARKETING PVT LTD	144000	1.228	0	0	1.228
15. SUNGOLD SHOPPERS LTD	210000	1.790	0	0	1.790
16. TIGEMHILL TRADELINK PVT LTD	210000	1.790	0	0	1.790
17. TOPFLOW ABBASAM PVT LTD	144000	1.228	0	0	1.228
TOTAL	3716400	31.681	Nil	Nil	31.681



Sr. Name(s) of the shareholder and the Persons Acting in Concert (PAC) with them	Number of Shares held	Shares as a percentage of total number of shares (1.0. Grand Total (A)+(B)+(C) indicated in Statement at para (I)(a) (above)	Details of Warrants		Details of convertible securities		Total shares (including underlying shares assuming full conversion of warrants and convertible securities) as a % of diluted share capital
			Number of Warrants or total warrants held	As a % of total convertible securities held	Number of convertible securities held	As a % of total convertible securities held	
1. LONGVIEW SUPPLIERS PVT LTD	600000	5.115	0	0.000	0	0.000	5.115
TOTAL	600000	5.115	Nil	Nil	Nil	Nil	5.115




Sl. No.	Name(s) of the Shareholder	Category of Shareholders Locked-in Shares (Promoter/ Public)	Number of Shares	2 to Total
1.	BHAGMAT HARCOM PVT LTD	Non-Prom.	144000	1.228
2.	COOLWUT MERCHANTS PVT LTD	Non-Prom.	144000	1.228
3.	DARSHAN ENCLAVE PVT LTD	Non-Prom.	144000	1.228
4.	ENDANT SALES PVT LTD	Promoter	272000	2.319
5.	IMTINE COMMODEAL PVT LTD	Non-Prom.	210000	1.790
6.	KIRSTEN TIEUP PVT LTD	Promoter	1648000	14.049
7.	LIFETIME MERCANTILE PVT LTD	Non-Prom.	210000	1.790
8.	LONGVIEW SUPPLIERS PVT LTD	Non-Prom.	600000	5.115
9.	MANGALRASHI COMMODRADE PVT LTD	Promoter	272000	2.319
10.	MANGALSHREE SALES LTD	Non-Prom.	210000	1.790
11.	MANGALBUDHA INFRASTRUCTURE PVT LTD	Non-Prom.	144000	1.228
12.	MARK HOMES/CONSTRUCTIONS PVT LTD	Promoter	272000	2.319
13.	MARKS M GLIX AUTOMOTIVES PVT LTD	Promoter	992000	8.115
14.	MARKS M GLIX MOTORS PVT LTD	Promoter	272000	2.319
15.	NAVYUGA VINCOM PVT LTD	Promoter	272000	2.319
16.	NIRMALA MERCHANTISE PVT LTD	Promoter	272000	2.319
17.	NIRMALKUNJ SALES PVT LTD	Promoter	272000	2.319
18.	PANCHRATAN MERCANTILE PVT LTD	Promoter	272000	2.319
19.	PINKROSE DEALCOM LTD	Non-Prom.	210000	1.790
20.	RECORN AGENCIES LTD	Non-Prom.	330000	2.812
21.	RUDRAKUKHI VINTRADE PVT LTD	Promoter	272000	2.319
22.	SHIVDHARA SUPPLIERS PVT LTD	Promoter	272000	2.319
23.	SUBHAN SALES PVT LTD	Non-Prom.	144000	1.228
24.	SUBHKARI MARKETING PVT LTD	Non-Prom.	144000	1.228
25.	SUNGOLD SHOPPERS LTD	Non-Prom.	210000	1.790
26.	TIGERHILL TRADELINK PVT LTD	Non-Prom.	210000	1.790
27.	TOPFLOW ABAKAM PVT LTD	Non-Prom.	144000	1.228
28.	TRENDON DISTRIBUTORS PVT LTD	Promoter	680000	5.797
TOTAL			9198000	78.410



GOLDEN PROPERTIES & TRADERS LTD.
 (11) (a) STATEMENT SHOWING DETAILS OF DEPOSITORY RECEIPTS (DRs)


Page 1

Sr-1. Type of Outstanding DR (ADRs, GDRs, SDRs, etc)	Number of Outstanding DRs	Number of Shares underlying Outstanding DRs	Shares underlying Outstanding DRs as a Percentage of total outstanding number of shares (i.e. Grand total (A)+(B)+ (C) indicated in Statement at para (1) (a) above)
1. Nil	Nil	Nil	Nil



Sr-1. Name of the DR Holder	Type of outstanding DR (ADRs, GDRs, SDRs, etc.)	Number of Shares underlying DRs	Shares underlying	
			Outstanding DRs as	Percentage of total
1. Nil	Nil	Nil	Nil	Nil
2. Nil	Nil	Nil	Nil	Nil
TOTAL	Nil	Nil	Nil	Nil

Grand total(A)+(B)+(C) indicated in statement at para (i)(a) above



(1)(a) STATEMENT SHOWING SHAREHOLDING PATTERN

Name of the Company: GOLDEN PROPERTIES & TRADERS LTD.
 Scrip Code: Name of the Scrip:
 Quarter Ended: 31/03/2014

Class of security:

Page: 1

Partly paid-up shares:-	No. of partly paid-up shares	As a % of total no. of partly paid-up shares	As a % of total no. of shares of the company
-------------------------	------------------------------	----------------------------------------------	----------------------------------------------

Held by promoter/promoter group

Total - B

Outstanding convertible securities:-	No. of outstanding securities	As a % of total no. of outstanding convertible securities	As a % of total no. of shares of the company, assuming full conversion of the convertible securities
--------------------------------------	-------------------------------	-----------------------------------------------------------	------------------------------------------------------------------------------------------------------

Held by promoter/promoter group

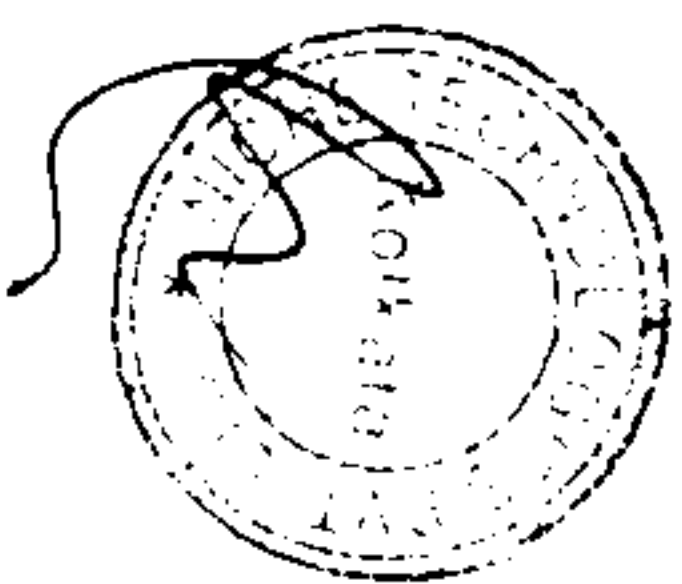
Total - E

Warrants:-	No. of warrants	As a % of total no. of warrants	As a % of total no. of shares of the company, assuming full conversion of warrants
------------	-----------------	---------------------------------	------------------------------------------------------------------------------------


Held by promoter/promoter group

Total - F

Total paid-up capital of the company, assuming full conversion of warrants and convertible securities	11730680
-------------------------------------------------------------------------------------------------------	----------

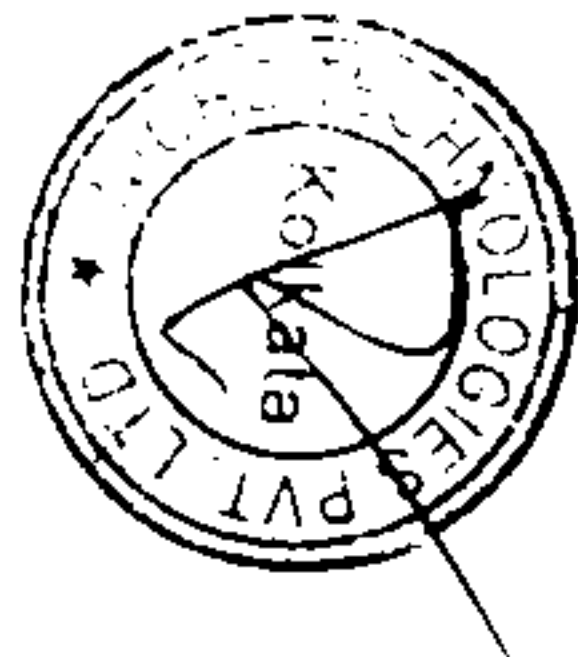


Category Code	Category of Shareholders	Number of Shareholders	Total number of shares held in Form	Number of shares held in (A+B)	As a % of Total (A+B) (C)	Number of pledged shares	As a percentage (IX)=(VIII/IV*100)
(I)	(II)	(III)	(IV)	(V)	(VI)	(VII)	(IX)=(VIII/IV*100)
(A)	Total Shareholding of Promoter & Promoter Group						
(1)	Indian	9	194950	144700	1.662	5.662	
(a)	Individual/NRP						
(b)	Central Govt./ State Govt.	17	7354500	349480	62.675	48.675	
(c)	Bodies Corporate						
(d)	Fin.Institutions / Bank						
(e)	Any Other						
	Sub-Total of (A)(1)	26	7549450	494150	64.356	64.356	
(2)	Foreign						
(a)	Individuals (NRI/Foreign)						
(b)	Bodies Corporate						
(c)	Institutions						
(d)	Qualified Foreign Investors						
(e)	Any Other						
	Sub-Total of (A)(2)						
	Shareholding of Promoter & Promoter Group (A) = A1+A2	26	7549450	494150	64.356	64.356	
(B)	Public Shareholding						
(1)	Institutions						
(a)	Mutual Funds / UTI						
(b)	Fin.Institutions / Banks						
(c)	Central Govt./ State Govt.						
(d)	Venture Capital						
(e)	Insurance Company						
(f)	Foreign Inst. Investors						
(g)	Foreign VC Investors						
(h)	Qualified Foreign Investors						
(i)	Any Other						
	Sub-Total (B)(1)						
(2)	Non-Institutions						
(a)	Bodies Corporate	23	3716700	NA	31.684	31.684	
(b)	Individuals						
	1. Individual Shareholders Holding Nominal Share Upto Rs.1 Lakh	10	19890	6200	0.170	0.170	
	11. Individual Shareholders Holding Nominal Share greater than Rs.1 Lakh	10	44640	9460	3.790	3.790	
(c)	Qualified Foreign Investors						
(d)	Any Other						
	Sub-Total (B)(2)	43	4381230	100840	35.644	35.644	
	Total Public Shareholding (B) = (B)(1) + (B)(2)	43	4381230	100840	35.644	35.644	
	TOTAL (A)+(B)	69	11730680	594990	100.000	100.000	
(C)	Shares held by Custodians and against which DRs have been issued						
(1)	Promoter and Promoter group						
(2)	Public						
	GRAND TOTAL (A)+(B)+(C)	69	11730680	594990	100.000	100.000	




GOLDEN PROPERTIES & TRADERS LTD.
 (1)(b) Statement showing holding of securities (including shares, warrants, convertible securities) of persons
 belonging to the category [Promoter & Promoter Group] As on 31/03/2014

(i)	(ii)	Details of Shares Held				Details of warrants				Details of Convertible Securities			
		(iii)	(iv)	(v)	(vi)=(v)/(iii)*100	(vii)	(viii)	(ix)	(x)	(xi)	(xii)	(xiii)	(xiv)
Sl. No.	Name of the shareholder	Number of Shares held	As a % of Grand Total (A)+(B)+(C)	Number of pledged shares	As a percentage of Grand Total (A)+(B)+(C)	Number of warrants held	As a % of total warrants	Number of convertible securities held	Zur.t. total number of convertible securities of the same class	Total shares (including underlying shares assuming full conversion of warrants and convertible securities) as a % of diluted share capital			
1.	EXDANT SALES PVT LTD	272000	2.319	0	0.000	0	0.000	0	0.000	2.319			
2.	EXTREME SUPPLIER PVT. LIMITED	571600	4.873	0	0.000	0	0.000	0	0.000	4.873			
3.	KIRSTEN TIEUP PVT LTD	1648000	14.049	0	0.000	0	0.000	0	0.000	14.049			
4.	MANGALRASHI CONNORTRADE PVT LTD	272000	2.319	0	0.000	0	0.000	0	0.000	2.319			
5.	MARK HOMESCONSTRUCTIONS PVT LTD	272000	2.319	0	0.000	0	0.000	0	0.000	2.319			
6.	MARKS M CLIX AUTOMOTIVES PVT LTD	952000	8.115	0	0.000	0	0.000	0	0.000	8.115			
7.	MARKS M CLIX MOTORS PVT LTD	272000	2.319	0	0.000	0	0.000	0	0.000	2.319			
8.	MINNIE PAN CONSULTANTS PVT LTD	44500	0.379	0	0.000	0	0.000	0	0.000	0.379			
9.	MAYURGA VINCON PVT LTD	272000	2.319	0	0.000	0	0.000	0	0.000	2.319			
10.	NIRMALA MERCHANTISE PVT LTD	272000	2.319	0	0.000	0	0.000	0	0.000	2.319			
11.	NIRMALKUMJ SALES PVT LTD	272000	2.319	0	0.000	0	0.000	0	0.000	2.319			
12.	PANCHRATAN MERCHANTILE PVT LTD	272000	2.319	0	0.000	0	0.000	0	0.000	2.319			
13.	PANPOSIVE TRADERS PVT. LTD.	606600	5.154	0	0.000	0	0.000	0	0.000	5.154			
14.	NUDBANUKHI VINTRADE PVT LTD	272000	2.319	0	0.000	0	0.000	0	0.000	2.319			
15.	SATVAN PROJECTS LIMITED	133800	1.141	0	0.000	0	0.000	0	0.000	1.141			
16.	SHIVHARA SUPPLIERS PVT LTD	272000	2.319	0	0.000	0	0.000	0	0.000	2.319			
17.	TRENDON DISTRIBUTORS PVT LTD	680000	5.797	0	0.000	0	0.000	0	0.000	5.797			
18.	KANHAIVA LAL LUMIA	50	0.000	0	0.000	0	0.000	0	0.000	0.000			
19.	MANICK CHAND LUMIA	100	0.001	0	0.000	0	0.000	0	0.000	0.001			
20.	BANPAT MALL LUMIA	50	0.000	0	0.000	0	0.000	0	0.000	0.000			
21.	BANDEEP DACA	35200	0.300	0	0.000	0	0.000	0	0.000	0.300			
22.	BANJEEB KUMAR AGARWAL	21000	0.179	0	0.000	0	0.000	0	0.000	0.179			
23.	BAVITA AGARWAL	40000	0.341	0	0.000	0	0.000	0	0.000	0.341			
24.	BUMBER LAL LUMIA	50	0.000	0	0.000	0	0.000	0	0.000	0.000			
25.	TARA BEVI SONI	50000	0.426	0	0.000	0	0.000	0	0.000	0.426			
26.	TARA SONI	48590	0.413	0	0.000	0	0.000	0	0.000	0.413			
TOTAL		7549450	64.356	0	0.000	0	0.000	0	0.000	64.356			




GOLDEN PROPERTIES & TRADERS LTD.
 (1)(c)(1) Statement showing holding of securities (including shares, warrants, convertible securities) of persons belonging to the category [PUBLIC] and holding more than 1.00(1%) of the total number of shares as on 31/03/2014

Sr. Name(s) of the shareholder	Number of Shares held	Shares as a percentage of total number of shares (i.e., Grand Total (A)+(B)+(C) indicated in Statement at para (1)(a) above)	Details of Warrants		Details of convertible securities		Total shares (including underlying shares assuming full conversion of warrants and convertible securities) as a % of diluted share capital
			Number of Warrants held	As a % of total Warrants number of	Number of convertible securities held	In-r.t. total number of convertible securities of the same class	
1. BHAGMAT HARGOM PVT LTD	144000	1.228	0	0.000	0	0.000	1.228
2. COOLHAT MERCHANTS PVT LTD	144000	1.228	0	0.000	0	0.000	1.228
3. DARSIM ENCLAVE PVT LTD	144000	1.228	0	0.000	0	0.000	1.228
4. CLORY TRADE & EXPORTS LTD.	275600	2.349	0	0.000	0	0.000	2.349
5. INTIME CONMODEAL PVT LTD.	210000	1.790	0	0.000	0	0.000	1.790
6. KALPATARU ENGINEERING LTD.	242800	2.070	0	0.000	0	0.000	2.070
7. LIPETINE MERCHANTILE PVT LTD	210000	1.790	0	0.000	0	0.000	1.790
8. LONGVIEW SUPPLIERS PVT LTD	600000	5.115	0	0.000	0	0.000	5.115
9. MANGALSHREE SALES LTD	210000	1.790	0	0.000	0	0.000	1.790
10. MANGALSVSHA INFRASTRUCTURE PVT LTD	144000	1.228	0	0.000	0	0.000	1.228
11. PINKROSE DEALCOMM LTD	210000	1.790	0	0.000	0	0.000	1.790
12. RECOW AGENCIES LTD	330000	2.813	0	0.000	0	0.000	2.813
13. SUBHAM SALES PVT LTD	144000	1.228	0	0.000	0	0.000	1.228
14. SUBHMARI MARKETINGS PVT LTD	144000	1.228	0	0.000	0	0.000	1.228
15. SUNGOLD SHOPPERS LTD	210000	1.790	0	0.000	0	0.000	1.790
16. TIGERMILL TRABELINK PVT LTD	210000	1.790	0	0.000	0	0.000	1.790
17. TOPFLOW ABABAN PVT LTD	144000	1.228	0	0.000	0	0.000	1.228
TOTAL	3716400	31.681	0	0.000	0	0.000	31.681



GOLDEN PROPERTIES & TRADERS LTD.
 (11) (b) STATEMENT SHOWING DETAILS OF DEPOSITORY RECEIPTS (DRs), WHERE UNDERLYING SHARES HELD BY 'PROMOTER/PROMOTER GROUP' ARE IN EXCESS OF 1% OF THE TOTAL NO. OF SHARES

Sr-1. Name of the DR Holder	Type of outstanding DR (ADRs, GDRs, SDRs, etc.) DRs	Number of Shares underlying	Shares underlying	
			Outstanding DRs as	Percentage of total
		Number of	Grand total(A)+(B)+(C)	Indicated in statement
		underlying	DRs	at para (1)(a) above
		DRs		
1. Nil		Nil	Nil	Nil
2. Nil		Nil	Nil	Nil
TOTAL		Nil	Nil	Nil



(1) (a) STATEMENT SHOWING SHAREHOLDING PATTERN

Name of the Company: GOLDEN PROPERTIES & TRADES LTD.

Script Code: Name of the Script:

Quarter Ended: 31/03/2014

Class of security:

Page: 1

Partly paid-up shares:-
 No. of partly paid-up shares
 As a % of total no. of partly paid-up shares
 As a % of total no. of shares of the company

Held by promoter/promoter group

Total - B

Outstanding convertible securities:-
 No. of outstanding securities
 As a % of total no. of outstanding convertible securities
 As a % of total no. of shares of the company, assuming full conversion of the convertible securities

Held by promoter/promoter group

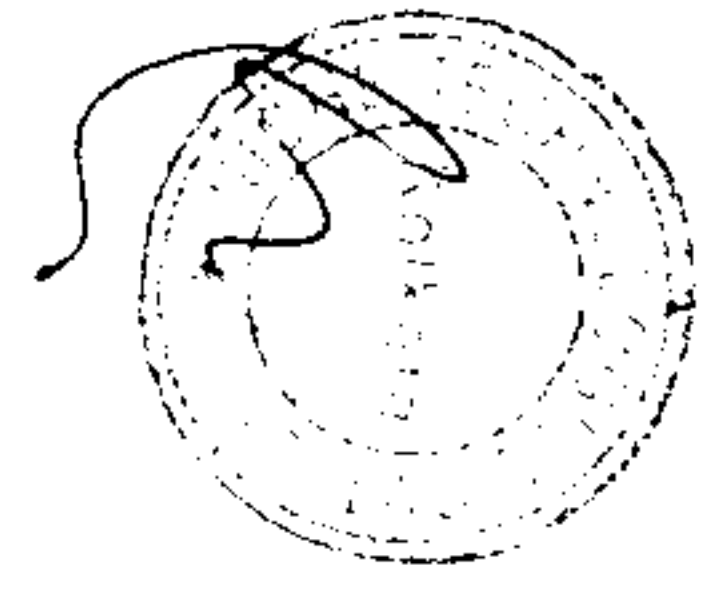
Total - E

Warrants:-
 No. of warrants
 As a % of total no. of warrants
 As a % of total no. of shares of the company, assuming full conversion of warrants

Held by promoter/promoter group

Total - F

Total paid-up capital of the company, assuming full conversion of warrants and convertible securities
 11730680

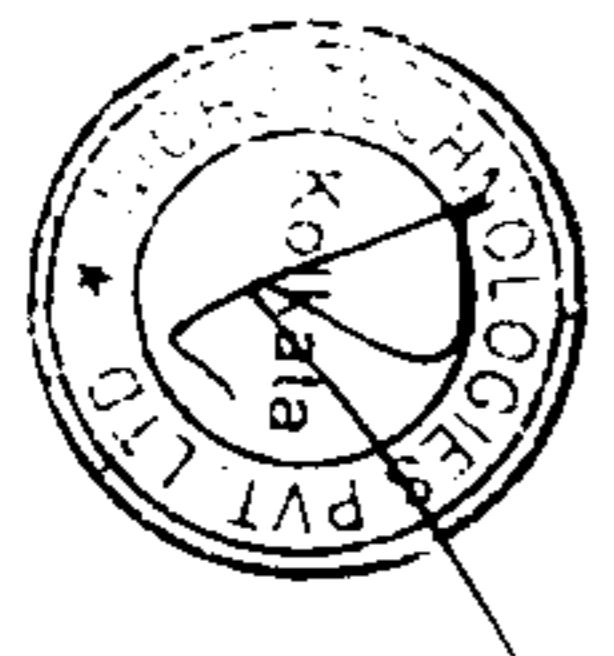


Category Code	Category of Shareholders	Number of Shareholders	Total number of shares held in shares Demat Form	As a % of (A+B)	As a % of (A+B+C)	Number of pledged shares	As a percentage (IX)=(VIII/IV*100)
(1)	(11)	(III)	(IV)	(V)	(VI)	(VII)	(IX)=(VIII/IV*100)
(A)	Total Shareholding of Promoter & Promoter Group						
(11)	Indian	9	194950	144780	1.662	1.662	NA
(a)	Individual/MUF	Nil	Nil	Nil	Nil	Nil	Nil
(b)	Central Govt./ State Govt.	17	7334500	349450	62.695	62.695	NA
(c)	Bodies Corporate	Nil	Nil	Nil	Nil	Nil	NA
(d)	Fin. Institutions / Bank	Nil	Nil	Nil	Nil	Nil	NA
(e)	Any Other	Nil	Nil	Nil	Nil	Nil	NA
	Sub-Total of (A)(1)	26	7549450	494150	64.356	64.356	NA
(2)	Foreign						
(a)	Individuals (NRIs/Foreign)	Nil	Nil	Nil	Nil	Nil	Nil
(b)	Bodies Corporate	Nil	Nil	Nil	Nil	Nil	Nil
(c)	Institutions	Nil	Nil	Nil	Nil	Nil	Nil
(d)	Qualified Foreign Investors	Nil	Nil	Nil	Nil	Nil	Nil
(e)	Any Other	Nil	Nil	Nil	Nil	Nil	Nil
	Sub-Total of (A)(2)	Nil	Nil	Nil	Nil	Nil	Nil
	Shareholding of Promoter & Promoter Group (A) = A1+A2	26	7549450	494150	64.356	64.356	NA
(B)	Public Shareholding						
(1)	Institutions						
(a)	Mutual Funds / UTI	Nil	Nil	Nil	Nil	Nil	NA
(b)	Fin. Institutions / Banks	Nil	Nil	Nil	Nil	Nil	NA
(c)	Central Govt./ State Govt.	Nil	Nil	Nil	Nil	Nil	NA
(d)	Venture Capital	Nil	Nil	Nil	Nil	Nil	NA
(e)	Insurance Company	Nil	Nil	Nil	Nil	Nil	NA
(f)	Foreign Inst. Investors	Nil	Nil	Nil	Nil	Nil	NA
(g)	Foreign VC Investors	Nil	Nil	Nil	Nil	Nil	NA
(h)	Qualified Foreign Investors	Nil	Nil	Nil	Nil	Nil	NA
(i)	Any Other	Nil	Nil	Nil	Nil	Nil	NA
	Sub-Total (B)(1)	Nil	Nil	Nil	Nil	Nil	NA
(2)	Non-Institutions						
(a)	Bodies Corporate	23	3716700	Nil	31.684	31.684	NA
(b)	Individuals	10	19890	6200	0.170	0.170	NA
	1. Individual Shareholders Holding Nominal Share						
	Upto Rs.1 Lakh	10	444640	94640	3.790	3.790	NA
	11. Individual Shareholders Holding Nominal Share greater than Rs.1 Lakh						
(c)	Qualified Foreign Investors	Nil	Nil	Nil	Nil	Nil	NA
(d)	Any Other	43	4181230	100840	35.644	35.644	NA
	Sub-Total (B)(2)	43	4181230	100840	35.644	35.644	NA
	Total Public Shareholding (B) = (B)(1) + (B)(2)	43	4181230	100840	35.644	35.644	NA
(C)	TOTAL (A)+(B)	69	11730680	594990	100.000	100.000	NA
(1)	Shares held by Custodians and against which DRs have been issued	Nil	Nil	Nil	Nil	Nil	NA
(2)	Promoter and Promoter group Public	Nil	Nil	Nil	Nil	Nil	NA
	GRAND TOTAL (A)+(B)+(C)	69	11730680	594990	100.000	100.000	NA



GOLDEN PROPERTIES & TRADERS LTD.
 (1)(b) Statement showing holding of securities (including shares, warrants, convertible securities) of persons belonging to the category [Promoter & Promoter Group] As on 31/03/2019

(i)	(ii)	Details of Shares Held				Details of Warrants				Details of Convertible Securities			
		(iii)	(iv)	(v)	(vi)=(v)/(iii)*100	(vii)	(viii)	(ix)	(x)	(xi)	(xii)	(xiii)	
Sr-I. Name of the shareholder	Number of Shares held	As a % of grand total (A)+(B)+(C)	Number of Pledged Shares	As a percentage of grand total (A)+(B)+(C)	Number of Warrants held	As a % of total warrants number	Number of convertible securities held	Zw.r.t. total number of convertible securities of the same class	Total shares (including underlying shares assuming full conversion of warrants and convertible securities) as a % of diluted share capital	Total shares (including underlying shares assuming full conversion of warrants and convertible securities) as a % of diluted share capital	Total shares (including underlying shares assuming full conversion of warrants and convertible securities) as a % of diluted share capital	Total shares (including underlying shares assuming full conversion of warrants and convertible securities) as a % of diluted share capital	
													(iii)
1. EXDART SALES PVT LTD	272000	2.319	0	0.000	0	0.000	0	0.000	2.319	2.319	2.319	2.319	
2. EXTREME SUPPLIER PVT. LIMITED	571600	4.873	0	0.000	0	0.000	0	0.000	4.873	4.873	4.873	4.873	
3. KIRSTEN TIEUP PVT LTD	1648000	14.049	0	0.000	0	0.000	0	0.000	14.049	14.049	14.049	14.049	
4. MANGALRASHI COMMOTRADE PVT LTD	272000	2.319	0	0.000	0	0.000	0	0.000	2.319	2.319	2.319	2.319	
5. MARK HOMES CONSTRUCTIONS PVT LTD	272000	2.319	0	0.000	0	0.000	0	0.000	2.319	2.319	2.319	2.319	
6. MARKS N GLIX AUTOMOTIVES PVT LTD	952000	8.115	0	0.000	0	0.000	0	0.000	8.115	8.115	8.115	8.115	
7. MARKS N GLIX MOTORS PVT LTD	272000	2.319	0	0.000	0	0.000	0	0.000	2.319	2.319	2.319	2.319	
8. MINNIE PAN CONSULTANTS PVT LTD	44500	0.379	0	0.000	0	0.000	0	0.000	0.379	0.379	0.379	0.379	
9. NAVBURGA VINCON PVT LTD	272000	2.319	0	0.000	0	0.000	0	0.000	2.319	2.319	2.319	2.319	
10. NIRHALA MERCHANTISE PVT LTD	272000	2.319	0	0.000	0	0.000	0	0.000	2.319	2.319	2.319	2.319	
11. NIRHALKUMJ SALES PVT LTD	272000	2.319	0	0.000	0	0.000	0	0.000	2.319	2.319	2.319	2.319	
12. PANCHMATAN MERCHANTILE PVT LTD	272000	2.319	0	0.000	0	0.000	0	0.000	2.319	2.319	2.319	2.319	
13. PANCHMATAN MERCHANTILE PVT LTD	604600	5.154	0	0.000	0	0.000	0	0.000	5.154	5.154	5.154	5.154	
14. PARPOISIVE TRADERS PVT. LTD.	272000	2.319	0	0.000	0	0.000	0	0.000	2.319	2.319	2.319	2.319	
15. RUDRAKUMHI VINTAGE PVT LTD	272000	2.319	0	0.000	0	0.000	0	0.000	2.319	2.319	2.319	2.319	
16. SATYAN PROJECTS LIMITED	133800	1.141	0	0.000	0	0.000	0	0.000	1.141	1.141	1.141	1.141	
17. SHIVHARA SUPPLIERS PVT LTD	272000	2.319	0	0.000	0	0.000	0	0.000	2.319	2.319	2.319	2.319	
18. TRENDON DISTRIBUTORS PVT LTD	680000	5.797	0	0.000	0	0.000	0	0.000	5.797	5.797	5.797	5.797	
19. KANHAIVA LAL LUMIA	50	0.000	0	0.000	0	0.000	0	0.000	0.000	0.000	0.000	0.000	
20. MANICK CHAND LUMIA	100	0.001	0	0.000	0	0.000	0	0.000	0.001	0.001	0.001	0.001	
21. SANDPAT MALL LUMIA	50	0.000	0	0.000	0	0.000	0	0.000	0.000	0.000	0.000	0.000	
22. SANDPAT MALL LUMIA	35200	0.300	0	0.000	0	0.000	0	0.000	0.300	0.300	0.300	0.300	
23. SANDPAT MALL LUMIA	21000	0.179	0	0.000	0	0.000	0	0.000	0.179	0.179	0.179	0.179	
24. SANDPAT MALL LUMIA	40000	0.341	0	0.000	0	0.000	0	0.000	0.341	0.341	0.341	0.341	
25. SANDPAT MALL LUMIA	50	0.000	0	0.000	0	0.000	0	0.000	0.000	0.000	0.000	0.000	
26. SANDPAT MALL LUMIA	50000	0.426	0	0.000	0	0.000	0	0.000	0.426	0.426	0.426	0.426	
27. SANDPAT MALL LUMIA	48500	0.413	0	0.000	0	0.000	0	0.000	0.413	0.413	0.413	0.413	
TOTAL	7549450	64.356	0	0.000	0	0.000	0	0.000	64.356	64.356	64.356	64.356	



GOLDEN PROPERTIES & TRADERS LTD.
 (1)(c)(i) Statement showing holding of securities (including shares, warrants, convertible securities) of persons belonging to the category [PUBLIC] and holding more than 1.000(%) of the total number of shares as on 31/03/2014

Sl. Name(s) of the shareholder	Number of Shares held	Shares as a percentage of total number of shares (i.e., Grand Total (A)+(B)+(C) Indicated in Statement at para (1)(a) above)	Details of Warrants		Details of convertible securities		Total shares (including under lying shares assuming full conversion of warrants and convertible securities) as a % of diluted share capital
			Number of Warrants held	As a % of total warrants number of	Number of convertible securities held	Total number of convertible securities of the same class	
1. BHAGMAT HARCUM PVT LTD	144000	1.228	0	0.000	0	0.000	1.228
2. COOLHIT MERCHANTS PVT LTD	144000	1.228	0	0.000	0	0.000	1.228
3. DARSHAN ENCLAVE PVT LTD	144000	1.228	0	0.000	0	0.000	1.228
4. CLORY TRADE & EXPORTS LTD.	275600	2.349	0	0.000	0	0.000	2.349
5. INTIME CONMODEAL PVT LTD	210000	1.790	0	0.000	0	0.000	1.790
6. KALPATARU ENGINEERING LTD.	242800	2.070	0	0.000	0	0.000	2.070
7. LIFETIME MERCHANTILE PVT LTD	210000	1.790	0	0.000	0	0.000	1.790
8. LONGVIEW SUPPLIERS PVT LTD	600000	5.115	0	0.000	0	0.000	5.115
9. MANGALSHREE SALES LTD	210000	1.790	0	0.000	0	0.000	1.790
10. MANGALBUDHA INFRASTRUCTURE PVT LTD	144000	1.228	0	0.000	0	0.000	1.228
11. PINKROBE DEALCOMM LTD	210000	1.790	0	0.000	0	0.000	1.790
12. NEDOM AGENCIES LTD	330000	2.813	0	0.000	0	0.000	2.813
13. BUSHAN SALES PVT LTD	144000	1.228	0	0.000	0	0.000	1.228
14. BUSHKARI MARKETING PVT LTD	144000	1.228	0	0.000	0	0.000	1.228
15. BURGOLD SHOPPERS LTD	210000	1.790	0	0.000	0	0.000	1.790
16. TIGERMILL TRADELINK PVT LTD	210000	1.790	0	0.000	0	0.000	1.790
17. TOPFLOW ABARAN PVT LTD	144000	1.228	0	0.000	0	0.000	1.228
TOTAL	3716400	31.681	0	0.000	0	0.000	31.681

